



The only
Tool
you need





The universal **ECU/TCU reprogramming** solution.
Free updates. No subscription fee.



About

Since 2008, our team has been putting all its chiptuning expertise at the service of professionals in this field. **Our goal?** To meet their specific needs with an accessible and universal solution.

Thanks to this approach, AutoTuner is able to offer a **complete and innovative solution**.

Our work is focused on developing a high-end, all-in-one Tool allowing any chiptuner to have a **go-to solution** for any job.

Our team is powered by a passion for challenges, an unstoppable drive for improvement and a will to push the limits.



Context of use

AutoTuner can read data from most of the ECUs and TCUs on the market. As you will see later the Tool covers all three methods for reading and writing engine and gearboxes control units: **OBD, Bench and Boot.**

On top of that, the AutoTuner Tool comes with great additional features:

DTC: Reading and deletion of Diagnostic Trouble Codes (DTC) that are generic and manufacturer-specific via the OBD-II socket.

Datalogging: The AutoTuner datalogging feature has been designed to be easy to use. For each supported ECU, we have pre-selected a set of relevant data depending on the vehicle and manufacturer's specific parameters.

Automatic Checksum Correction: Checksum correction is done automatically by the Tool during the writing process. There is no need to calculate the Checksum yourself.

Back to stock: Do you want to start from a sound and up-to-date base? Start by restoring the vehicle to its original state by using the "back to stock" function.

Who is the solution for?

Beginner



You want to get started in the remapping industry but don't yet have the experience required to run the whole operation on your own. Don't worry, AutoTuner is the solution for you!

Expert



You are already working in the industry but the Tools and solutions you currently use are a pain? AutoTuner will save you time and money daily!

File provider

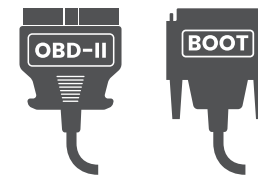


You have a Slaves network and are looking for an advanced and profitable files management platform including automations and API services, go AutoTuner now!

One solution, many features.



AutoTuner is the ultimate solution for chiptuners and calibration engineers.



One tool that allows reading and writing using Tricore Boot, Bench and through the OBD-II diagnostic socket.



In your AutoTuner case, your Tool and its features are ready to go and are simply waiting you to read their first ECU!

Thousands of vehicles compatible

AutoTuner is already compatible with **600+ ECUs and 17,500+ vehicles**.
Does it end there? Not with us. We regularly offer new exclusive protocols.

Check out the complete list of supported vehicles right here:


 www.autotuner.com/compatibility



OBD



OBD Patch
via Boot



Boot Tricore



OBD Password



Bench



OBD Patch
via Bench



Datalogging



Generic OBD-II
DTC



Gearboxes (TCU)

AutoTuner is capable of reading and writing the contents of Transmission Control Units (TCUs) in Bench mode and via the diagnostic (OBD) socket. Our support includes **a wide range of models, including VAG DSG, BMW ZF and DKG gearboxes.** For Bench operation, we offer a dedicated cable kit designed to simplify the process of connecting to the gearbox.



DSG bench cables kit
Available as optional accessory



OBD

Read and write via the OBD diagnostic socket.



1

Connect the Tool to the OBD diagnostic socket



2

Turn ignition on



3

Reading and writing are performed through OBD diagnostic socket



Bench



This method doesn't require to open the engine ECU. The connection is made on the outside plug of the ECU.



1

Remove the ECU



2

Don't open the ECU




3


Reading and writing are performed through bench



Boot



This method requires to open the engine ECU. The connection is made on the ECU printed circuit board (PCB).




1

Remove the ECU




2

Open the ECU



3

Reading and writing are performed through Boot



Datalogging

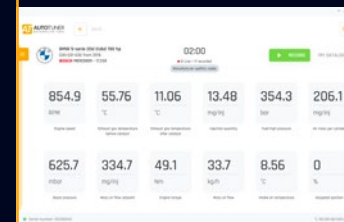


Real-time measurement and recording of values via OBD diagnostic socket.



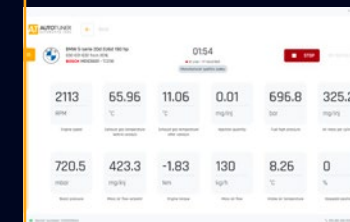
1

Select the car and start dyno run



2

Stop dyno run and upload



3

Analyze and share online



Generic DTC

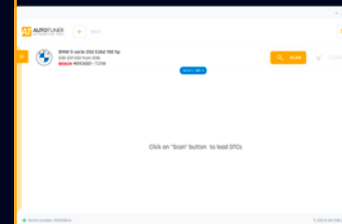


Reading and deletion of generic Diagnostic Trouble Codes (DTC) through the OBD-II socket.



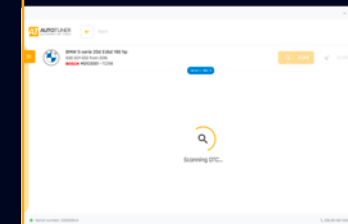
1

Select the car and connect through the OBD-II socket



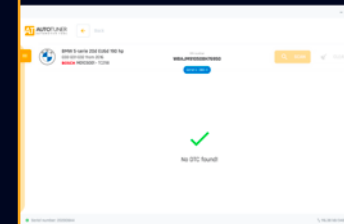
2

Launch the DTC reading protocol



3

Analyze and erase any DTC present



The perfect duo



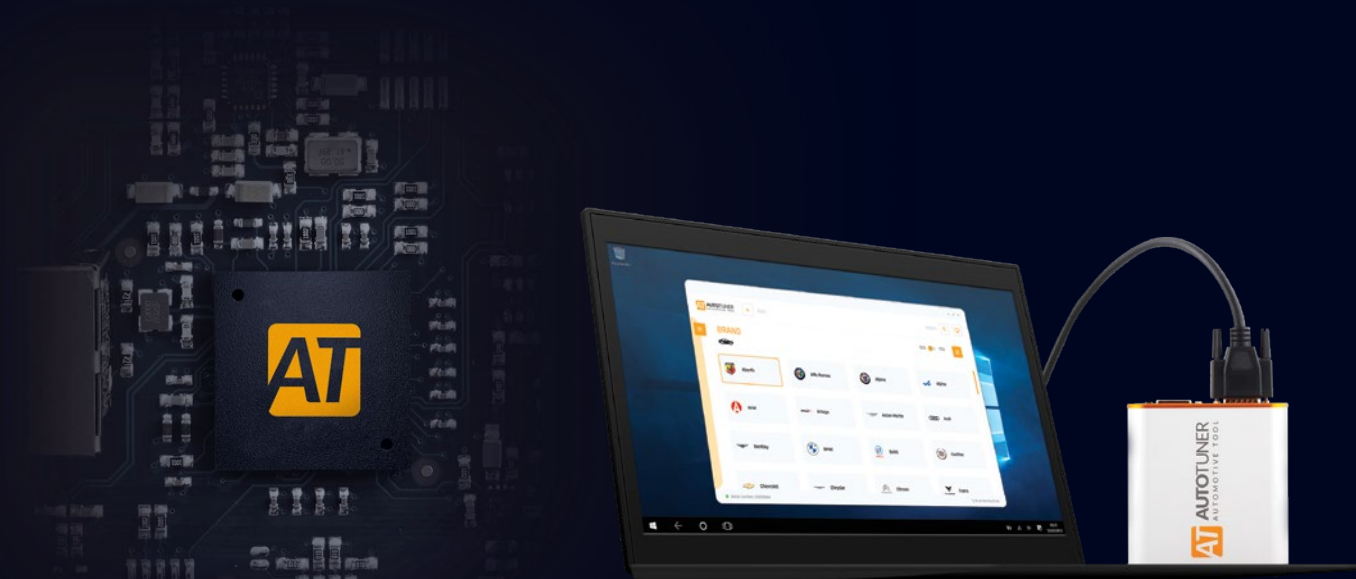
Whether you are just getting started or you already have your own ECU flashing tools, AutoTuner is the perfect solution for you!

Powerful hardware

Thanks to the ECU communication optimization and its Cortex-M3 processor, memory content (Dflash, eFlash and EEPROM) reading is ultra-fast.

Easy to use software

The AutoTuner software has been designed to be as intuitive as it gets. You will get the hang of it in a matter of seconds!



Follow the instructions

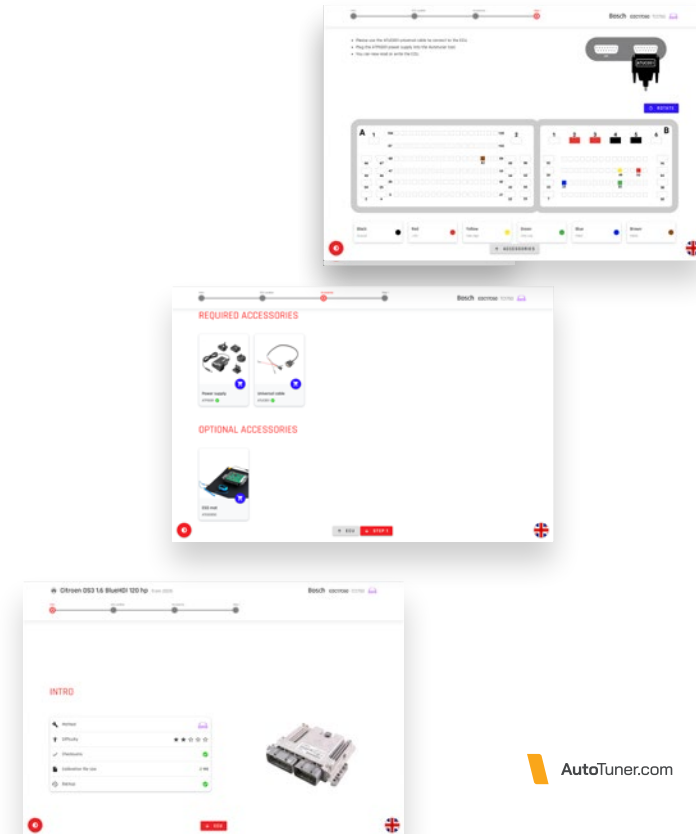
Specific help section through the software

For each vehicle, AutoTuner guides you step by step through the process of reading and illustrates each step with high-res pictures.

Instructions are continuously updated. For free.

NO SUBSCRIPTION FEE


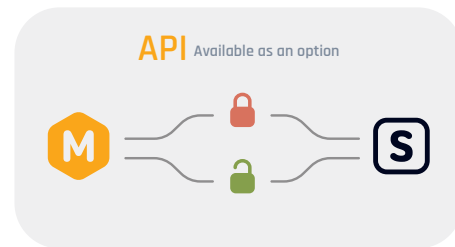
↻ FREE UPDATES



Master Slave

AutoTuner is available in both Master and Slave versions. There are multiple ways a Master can use to decrypt/encrypt Slave files:

- 1 Through the AutoTuner software with your Tool connected to the computer
- 2 On the website through your AutoTuner account with the online decryption solution (the Tool doesn't have to be plugged in)
- 3 Via our API service, installed on your own server (automatic system which can be easily integrated into your file service portal)



What is the difference between Master and Slave?

MASTER TOOL

With a Master Tool you read non encrypted files so you can modify them by yourself or send it to multiple tuning files provider. Any editing software that supports binary file can be used to modify a file read with AutoTuner. Please note that the editing software is not included, most of our customers use EVC WinOLS.

SLAVE TOOL

With a Slave Tool you read and write crypted files. These files can only be modified by a specific Master. This Master is a file provider designated when you buy the Tool. Your Slave Tool is linked to this Master.

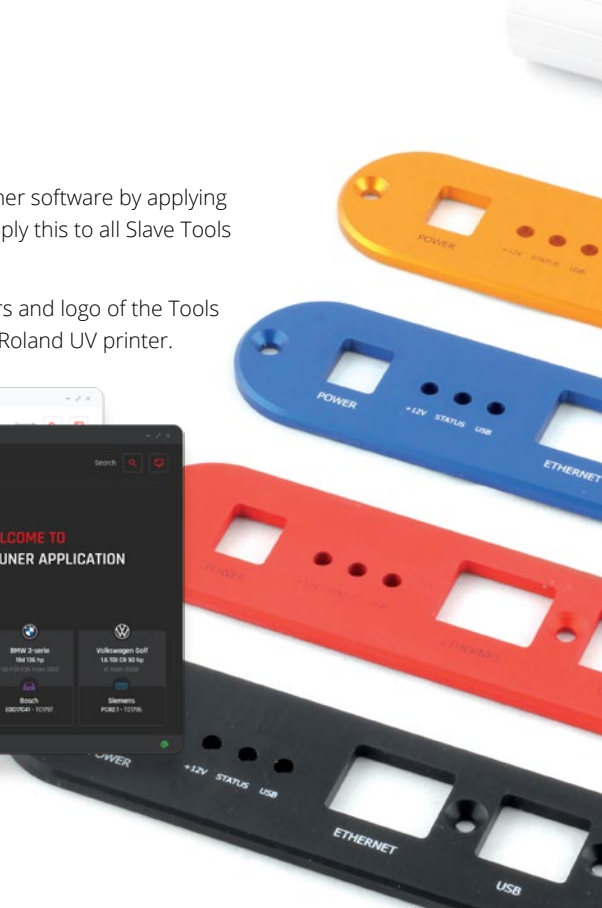
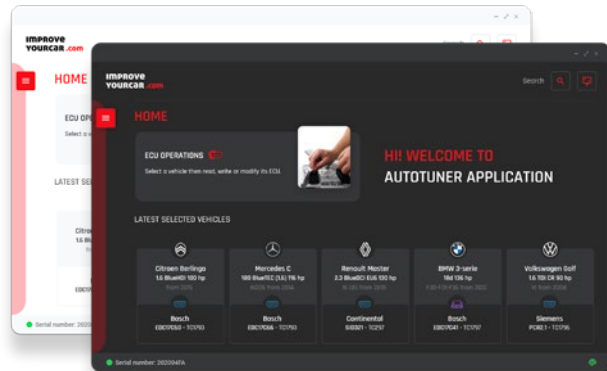
Customization

+250€ excl. VAT



You can customize the look of your AutoTuner software by applying your own branding. As a Master, you can apply this to all Slave Tools linked to you.

Optionally, you can also customize the colors and logo of the Tools casing, printed in-house with a high-quality Roland UV printer.



Warranty & support

The AutoTuner Tool comes with a 5 year warranty and our responsive, multilingual support team is always available during business hours should you have a problem or general questions about a protocol in use.

The AutoTuner helpdesk is available via an online ticket system from Monday to Friday, 9am to 6pm CEST in any language. The AutoTuner technical support can remotely access your computer and troubleshoot the issue via a secure connection.



Order your AutoTuner Tool online

Slave

2900€ VAT Excl.

Accessories included


**NO SUBSCRIPTION FEE
+ FREE UPDATES**

Master

4900€ VAT Excl.

Accessories included

**NO SUBSCRIPTION FEE
+ FREE UPDATES**

 www.autotuner.com/order

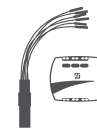
✓ Included accessories



Case



AutoTuner



Universal cable
+ universal box



EDC16 & MED9
cable



OBD cable



USB cable



Power adapter
+ AC plug(s)



Probe kit



USB
with setup link



BGA MCU Hook



Worldwide insured delivery with DHL Express

Optional accessories



Bench cables

From 49€

BMW M61CS003 - M61CS024 - M61CS201
PSA M01CS003
Renault M01CS006
Mercedes M01CP001
VAG M61CS002 - M61CS008 - M61CP007 - M61CS047
& many more!



Silicone case

49€



FCA FIAT/CHRYSLER SGW Bypass

49€



Probe positioner kit

29€



Gysflash 100-12 HF

789€



AutoTuner T-Shirt

19€



Mechanic gloves

14,99€



AutoTuner Community



Welcome to the AutoTuner Community! Whether you're struggling with an ECU issue, seeking advice from fellow enthusiasts, or simply looking to chat and lend a hand, you're in the right place.

Our community is all about **working together and sharing what we know**—no question is too small, and no problem is too big. When you post here, you're not just getting advice; you're in a space where tips, tricks, and the latest news are shared openly.

In the AutoTuner Community, **you'll find answers and connect with people** who share your love for everything automotive.

4,000+
active members

100+
avg. daily
interactions



Jake

Anyone know where the ECU is on a Master 2019 (SID321)?
Can't seem to find it.

👍 3



Tom

Yeah, Jake, it's under the bonnet, near the passenger side.

👍 5



Mike

Just be careful with those clips when you're pulling the
panels off. They're a pain.

👍 17



Jake

Got it. Appreciate it, guys!

👍 2

Official dealers

Our reseller network allows us to significantly expand our user community. These professionals bring you everyday a local service adapted to your language and the market in which you operate.

If you choose the Slave version of our tool, it is very likely that your current file provider can integrate you as an AutoTuner Slave. Please feel free to contact us for more information.

Find your nearest reseller:

 www.autotuner.com/dealers



Already **150+ resellers** worldwide.
Interested in becoming an official dealer?
Contact us!

To find out more about the AutoTuner
products and solutions please visit
www.autotuner.com



AutoTuner Automotive Tool (AT) is a trademark of FR-TEAM International S.A. registered in Europe and other countries.

FR-TEAM International S.A. is a company incorporated under the laws of the Grand Duchy of Luxembourg, having its registered office at 47, An der Fraesbich, L-8509 Redange-sur-Attert, registered with the register of commerce and companies of Luxembourg ("RCS") under registration number B160.562.

All information, illustrations and specifications in this brochure are based on data available and are correct at the time of issue. Some illustrations in this brochure may not necessarily reflect the specifications or options available and may show optional equipment or features. The specifications contained in this brochure are for information purposes only and AutoTuner reserves the right to change product specifications at any time without notice or incurring obligation. All products contained in this brochure are subject to availability and may be withdrawn without notice. All products and all prices are also subject to change without notice.



